

“THE BUZZ”

April, 2025



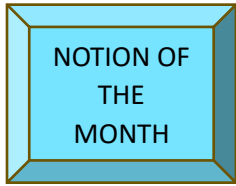
Glory Bee's Sewing Center

Hello, to all our customers! Spring is definitely on its way, and here in the shop we are welcoming new fabrics and creative ideas for our class projects. If you are relatively new to us, please take time to read through our list of classes in this issue of “The Buzz”—you may find just what you are looking for to add to your sewing skills. We are trying to offer a wide variety of projects that would be helpful to both new and experienced sewists. Our clubs still have a few spaces left, so please ask about joining if you are interested. Also, stop in our classroom to see what items our classes are using for inspiration.



Some new fabrics for spring and Easter have just arrived. These would be lovely for table runners, gift bags, wall hangings, and other home décor items. There is a variety in scale, colors, and motifs, so stop in to see what you might need for some new projects.





This month's notion is **Wonder Clips** by Clover. Pins are certainly handy to hold fabrics when sewing, but sometimes they can snag in other parts of the fabrics or even on your hand. These small clips can help you to avoid that from happening. They open wide so you can secure multiple layers of fabrics. The clip base is flat so it can glide along your sewing surface until it reaches the presser foot. Mention that you saw these clips (in a pack of 10) in "The Buzz" and receive a **10% discount** on the price!



JUST A REMINDER . . .



For your convenience, we will be offering **scissors sharpening** while you wait and shop on **Friday, April 25 from 11 a.m. to 4 p.m.** Having your scissors back on the same day means there is no interruption in your sewing! The cost will be **\$5.00 for 2 pairs of standard scissors**. Please bring **cash** for this transaction.



We are delighted that there has definitely been an increase in the demand for our classes, and we certainly want to accommodate as many of our customers as possible. Therefore, in order to **reserve** your place in classes, all fees must be paid at the time of registration (either in person or online). In addition, all fees are non-refundable and cannot be transferred to another class. Please let us know if you have any questions regarding these policies. We hope to see you in class soon!

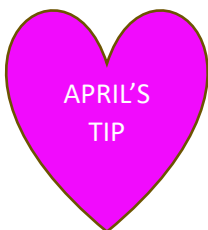


This month, instead of the usual 3-yard quilt class, Ruan will be offering something different! Have you ever heard of a jelly roll race?? We are not going to race, but we are offering you a chance to make a jelly roll quilt—it's a very unique and fast way to complete a quilt top with 2 ½” strips. The class will be held on **Tuesday, April 8** starting at 10 a.m. There has been a lot of interest in this quilt class, so please plan to register soon if you want to join us.



SERVICE CENTER SUGGESTION


Chuck, our Service Center Manager, has a few suggestions regarding automatic needle threaders on your machine. First of all, the thread must be held taut while it is in the threader. Secondly, the needle itself must be in the correct position (you can push the “needle up, needle down” button to return it to its normal position). Lastly, make certain both the needle size and thread size are appropriate for your machine. As always, your **owner’s manual** is a good source of information especially if you are experiencing difficulty in using your threader.



Your quilt top is complete and ready for you to finish the quilting on your own machine or drop it off for the longarm machine. Here are some suggestions to make this process go smoothly. It is really important to press the seams so they are as flat as possible. Take the time to give attention to each part of the quilt top with your iron. This will allow the machine to glide evenly as it is stitching. Also, pressing the backing will ensure that the 3 layers go together well. It can prevent bubbling or creasing as the quilt goes through the machine. A little advance preparation can make all the difference in the finished project.



APRIL CLASSES



CLUB CLASSES:

Tues., 4/1—Brother Embroidery Club #1

Thurs. & Fri. 4/3 & 4/4—Aveneer and Luminaire Club

4/10—Thursday Sewing Club

Tues., 4/15—Brother Embroidery Club #2

Fri., 4/18—Janome Embroidery Club

4/19—Saturday Sewing Club

ADDITIONAL CLASSES:

Tues., 4/8—Jelly Roll Quilt. Come join us for this fascinating and innovative way to use 2 ½” strips. You will be amazed at how quickly this goes together!

Weds., 4/9 and 4/16 –Sit & Sew. Relax in our classroom with your own project for one or both of these days. As always, we are available to help.

Sat., 4/12—Bag of the Month Class. This class is certainly growing in popularity! Each month there is a new purse, tote, or clutch that varies in size and design that you can make for yourself or give as a gift.

Thurs., 4/17—Beginners Rulers Class. Discover how easy it is to use rulers to finish your quilts. This class will introduce 7 different ruler templates that produce a wide variety of designs.

***Please make certain that you obtain a supply list for each class when you sign up online or in person. Also, you should continue to check our website as classes are sometimes added during the month.**



For your convenience, we now have pillow inserts in the shop! These are 16 inches square and come with 2 in a package. They are zippered and contain Poly-fil brand fiber with a non-woven cover. Stock up now for those future pillow projects.

These specials are in effect for the month of April only.



- Buy a Brother BQ 1350 Sewing Machine for \$1999.00 and receive a \$75 gift card from Glory Bee's. Limited supply, first come, first served.
- Buy any Janome Machine during the month of April and receive a \$50 Glory Bee's gift card.



We know how anxious everyone is to get outside with the weather getting warmer. We are just as anxious to show you what is going on in the shop! Stop in and see our new fabrics and take a peek in our classroom at the new projects. Let us know how we can assist you with your sewing adventures!

HAPPY SEWING!

Ron, Gloria, and Staff

Glory Bees Sewing Center
 2112 Belair Rd Ste 5 Fallston, MD 21047
All Rights Reserved